

















Impara i numeri con i puzzle

	 <small>www.adaprocida.it</small>
	 <small>www.adaprocida.it</small>
	 <small>www.adaprocida.it</small>
	 <small>www.adaprocida.it</small>

Impara i numeri con i puzzle

	 <small>www.adaprocida.it</small>
	 <small>www.adaprocida.it</small>
	 <small>www.adaprocida.it</small>
	 <small>www.adaprocida.it</small>

Impara i numeri con i puzzle

The image contains two puzzle pieces. The top piece features a grid of 9 smartphones arranged in two rows: the first row has 4 smartphones and the second row has 5 smartphones. To the right of the grid is a large black number '9'. The bottom piece features a grid of 10 keys arranged in two rows: the first row has 5 keys and the second row has 5 keys. To the right of the grid is a large black number '10'. Both puzzle pieces have a white background and a black border. The website address www.adaprocida.it is printed in small text at the bottom right of each puzzle piece.